


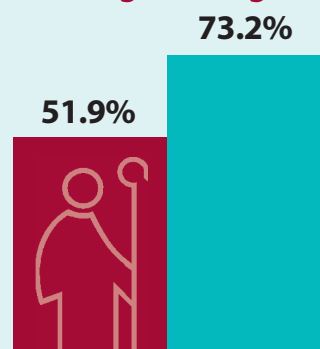
Outcomes

Case Mix Index

Good Shepherd accepts patients with more complex conditions than national competitors.



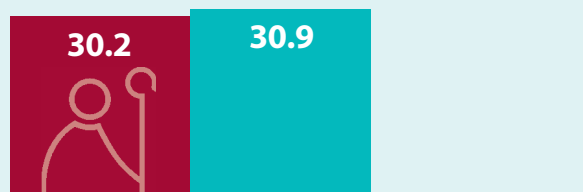
Discharge Settings*



Community

Functional Independence Measure (FIM™) Change*

FIM™ quantifies a person's level of independence. A higher score indicates a greater level of independence. FIM™ Change represents how much independence a person gains between admission and discharge.



Fiscal Year 2018

81%



Good Shepherd Rehabilitation Hospital ranks in the **84th percentile** in overall customer satisfaction.**

Patients average

23.5 Days
in inpatient rehab*

Patients average

3.3 Hours
of therapy per day*

Number of Patients Treated in Fiscal Year 2018

Age Group in Years	Number of Patients Treated in Fiscal Year 2018
18 – 40	6
41 – 65	67
66 – 85	88
86+	24

If you have questions, please contact Frank Hyland, MS, PT, Executive Director, Good Shepherd Rehabilitation Network, at 610-776-3223 or flyland@gshr.org.