


# Amputee Inpatient Rehab Scorecard

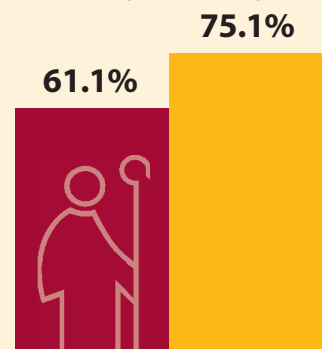
## Outcomes

### Case Mix Index

Good Shepherd accepts patients with more complex conditions than national competitors.



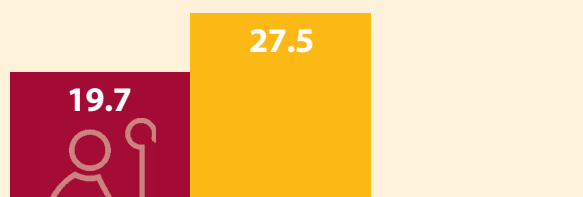
### Discharge Settings\*



Community

### Functional Independence Measure (FIM™) Change\*

FIM™ quantifies a person's level of independence. A higher score indicates a greater level of independence. FIM™ Change represents how much independence a person gains between admission and discharge.



Fiscal Year 2018

■ Good Shepherd ■ Nation Adjusted

**81%**



of inpatients say they are "likely to recommend" Good Shepherd to others.

(Source: Press Ganey)

Good Shepherd Rehabilitation Hospital ranks in the **84th percentile** in overall customer satisfaction.\*\*

Patients average

**16 Days**

in inpatient rehab\*



Age Group in Years	Number of Patients Treated in Fiscal Year 2018
18 – 40	10
41 – 65	34
66 – 85	18
86+	7

*If you have questions, please contact Frank Hyland, MS, PT, Executive Director, Good Shepherd Rehabilitation Network, at 610-776-3223 or [flyland@gshr.org](mailto:flyland@gshr.org).*