


Non-Traumatic Spinal Cord Injury Inpatient Rehab Scorecard

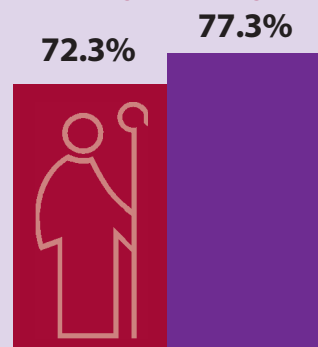
Outcomes

Case Mix Index

Good Shepherd accepts patients with more complex conditions than national competitors.



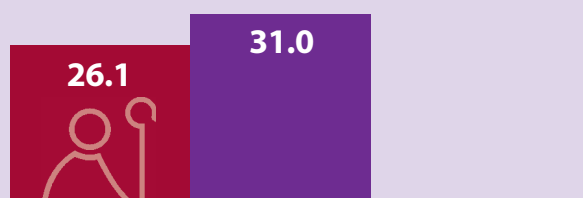
Discharge Settings*



Community

Functional Independence Measure (FIM™) Change*

FIM™ quantifies a person's level of independence. A higher score indicates a greater level of independence. FIM™ Change represents how much independence a person gains between admission and discharge.



Fiscal Year 2018

81%

of inpatients say they are "likely to recommend" Good Shepherd to others.
(Source: Press Ganey)

Good Shepherd Rehabilitation Hospital ranks in the **84th percentile** in overall customer satisfaction.**

Patients average

33.8 Days
in inpatient rehab*

Patients average **3.3 Hours** of therapy per day*

Age Group in Years	Number of Patients Treated in Fiscal Year 2018
18 – 40	4
41 – 65	25
66 – 85	16
86+	2

If you have questions, please contact Frank Hyland, MS, PT, Executive Director, Good Shepherd Rehabilitation Network, at 610-776-3223 or flyland@gsrh.org.